

Introduction

- Overview
- System Requirements

Software Install and Uninstall

- Install SysTools BKF Recovery
- Uninstall SysTools BKF Recovery

Software Features and GUI

- Software Menu Options
- Software Navigation Options

Getting Started Guide

Frequently Asked Questions

Purchase and Support

- Demo
- Purchase
- Support

Copyright

Trademark

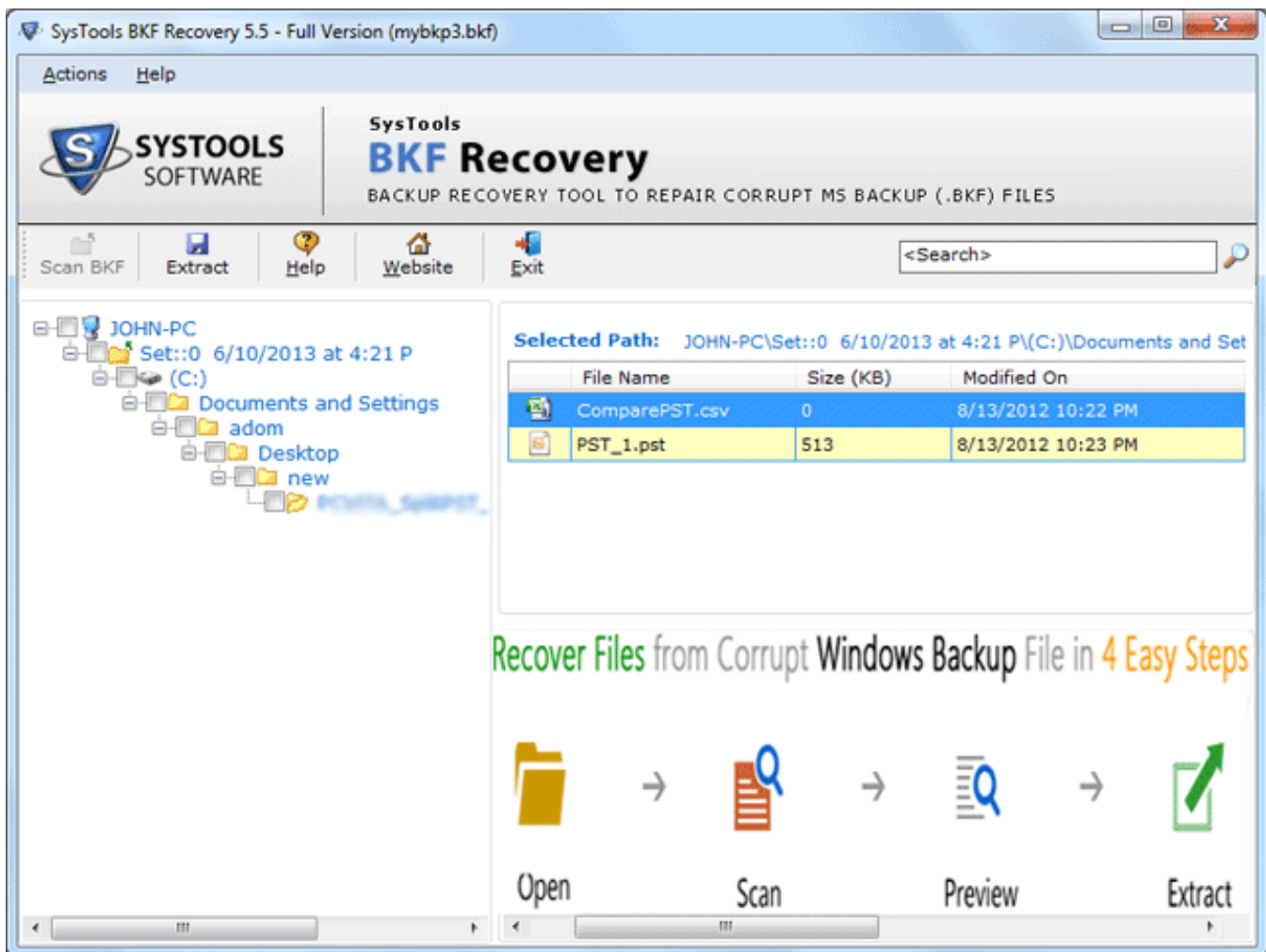
License Agreement

Disclaimer



Software Help Manual

Help manual of **SysTools BKF Recovery** guide in recovering corrupted BKF files & extracting it into your PC. This advanced BKF file repair software helps you to recover corrupt MS BKF files created within NTBackup series of Win OS like 95, 98, ME, NT, 2000, XP backup etc. From the BKF file archive folder, it is possible to recover volume, folder structure, and dataset files as the tool is sophisticatedly designed to recover and repair BKF files that are corrupted due to any reason of corruption.



Along this help manual you will come to know about:

- Software Overview
- Minimum System Requirements to Run Software
- Software Features and GUI
- Quick Getting Started Guide
- Software Purchase and Support



Welcome to SysTools BKF Recovery

SysTools BKF Recovery is a prominent solution that effectively recovers corrupted Microsoft BKF files created within NTBackup series of Win OS like 95, 98, ME, NT, 2000, XP backup etc. The software resolves corruption error messages and ascertains that complete and flawless extraction of BKF files. This advanced BKF file repair software helps you when NTBackup does not allow you to extract data from BKF file and shows error messages like "The backup file contains unrecognized data and cannot be used", "The backup file is unusable. You must erase it, or choose another file" The key features described in the next section make you aware with the unique functionality of our software.

Key Features of SysTools BKF Recovery

- Perform hi-tech data recovery of corrupted BKF that brings light to recovery of files that are of TB in size (for.eg. even 16777220 TB and more)
- Multi dataset, multi volume data etc from BKF archives easily recovered by BKF recovery Tool.
- Search, select, and scan BKF files with the easiness even after deepest corruption is reported.
- BKF file stored with any kind of backup option activated as full, incremental or range, that become inaccessible can be recovered with the software.
- Resolves corruption issues that happened as a result of hardware or software failure, virus attack and many more.
- Extraction with speed is promised with this BKF recovery tool.
- The software assures no alteration in recovered data items.
- Windows OS (any version) stored BKF file can be located and loaded with the software helping in fast, effective BKF file repair process.



System Requirements for SysTools BKF Recovery:

For proper working of software, it's very necessary that it's all requirements should be fulfilled and below mentioned is list of some requirements that you need to fulfill to get proper results with this software.

Minimal System Software Specifications

- **Support:** Microsoft Windows 2000, 2003, 2008, XP, Vista, or Windows 7 (32-bit or 64-bit)

Basic Hardware Requirements

- **Processor** - 1 GHz processor (2.4 GHz is recommended)
- **Memory** - 512 MB of RAM (1 GB is recommended)
- **Disk Space** - Around 9 MB for installation



Before getting engage with software functionalities get ready to install the same. Software as mentioned requires Windows PC platform run for its execution. When installed software should adhere to minimum system specifications for its optimal run.

Software requires no efforts on your part when comes to uninstall of same. Hassle free uninstall **SysTools BKF Recovery** by commonly known Windows uninstall methodologies.

More to Come

- [Install SysTools BKF Recovery](#)
- [Uninstall SysTools BKF Recovery](#)



Installation of SysTools BKF Recovery

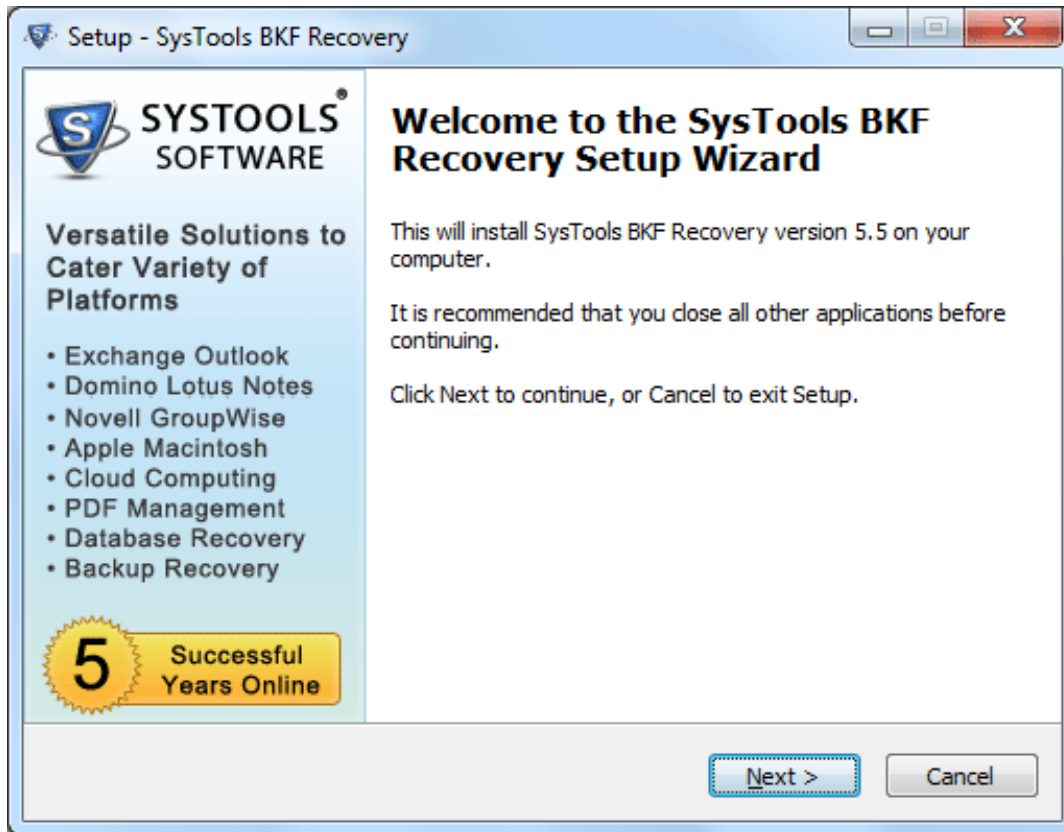
You can install **SysTools BKF Recovery** properly on your computer system by performing the following steps:

→ Download **SysTools BKF Recovery** latest version from the website:
<http://www.systoolsgroup.com/bkf-repair.html>

→ Double click on downloaded **SysTools BKF Recovery** (setup-bkf-recovery.exe). Click on the **Run** option.

→ Once you will double click on set up, the setup will ask, ***Do you want to run this file*** and you have to click on **Run** to proceed in installation.

→ After this, when you will click on **Run**, you will get welcomed in **SysTools BKF Recovery** setup, you have to click on **Next** in that setup to proceed.



→ After clicking on **Next**, the set up will offer you a License agreement and you have to **accept** that agreement to proceed. Once you will accept the agreement, the **Next** option will automatically get activated for you and you have to click on that to proceed.

→ When you will click on **Next**, you will be asked to select destination location for installation of software. By default, the software will get installed on this location *C:\Program Files\SysTools BKF Recovery* but, if you wish then, you can also select a different destination location by clicking on **Browse** button. (Once you will select the destination location, you have to click on **Next** to proceed).

→ After doing this, you have to select the **Start Menu** Folder in which the shortcuts of program needs to be placed and click **Next**.

→ After selection of Start Menu folder, the set up will ask you to perform Additional Tasks like **Creating Desktop Icon** or **Creating a Quick Launch Icon**. You have to perform additional tasks as per your need and proceed.

→ After this, the set up will give you a message saying that software is ready to install on computer system. (You have to click on **Install** button in that Message Window to move to the last step of installation process)

→ At last, you will get a confirmation message saying that setup process is complete, do you want to Launch **SysTools BKF Recovery**. You have to click on **Finish** in that Message Window to launch the

software successfully after installation.



Un-Installation of SysTools BKF Recovery Software

You can uninstall SysTools BKF Recovery software in two ways:

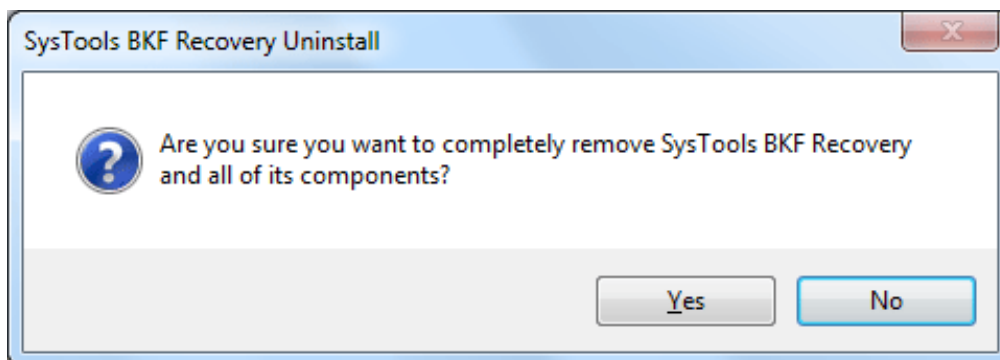
- From the Windows Start menu
- From the Control Panel

Important Note: To uninstall the software, first make sure that SysTools BKF Recovery is not running in the background.

Uninstall using Windows Start menu

Click **Start** button from the Windows menu. Click **All Programs » SysTools BKF Recovery » Uninstall SysTools BKF Recovery**.

→ A **Warning message** before un-installing will be displayed on the screen. Click **Yes** to uninstall the software:



→ After this step, **SysTools BKF Recovery** Software setup will start the process of *uninstalling* the software from the computer system.

→ After this **SysTools BKF Recovery** Software will be successfully *uninstalled* from the computer system. Click on **OK** to close the window.

Uninstall Using Control Panel

→ Another alternative described here for software uninstall is through Windows **Control Panel** which holds and maintains all system settings. This alternative is described here just for sake of

completeness. You can easily skip this step if done with prior uninstall process.

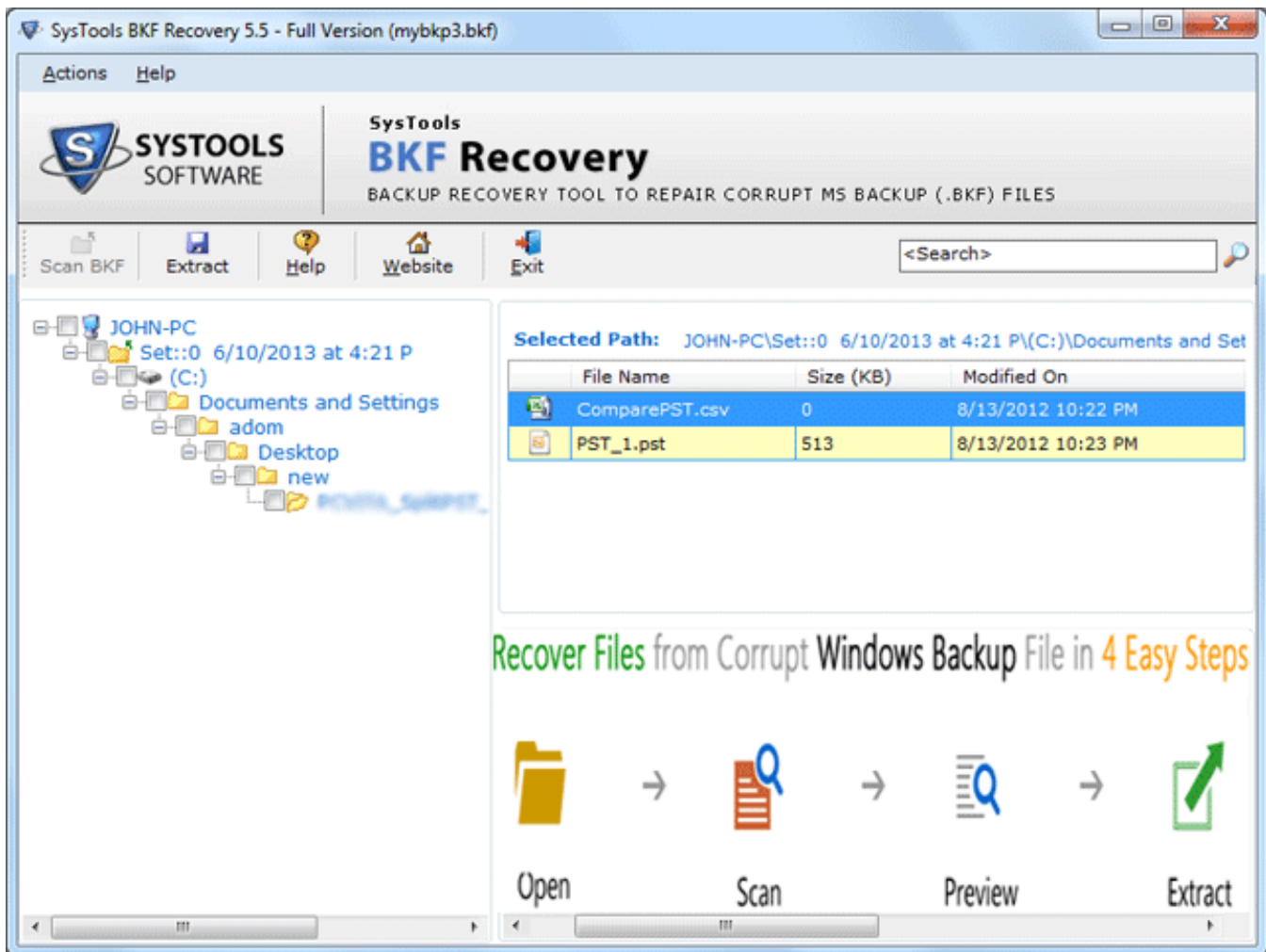
→ Click **Start** and look for **Control Panel** in start menu appears before you. Find **Add and Remove Programs** within **Control Panel**. **Add and Remove Program** generates comprehensive listing of all binaries presently installed on Windows. Find out **SysTools BKF Recovery** and double click on it to start with its uninstall procedures.

→ Software prompts you either you like to **remove SysTools BKF Recovery** and all of its related components. Go for **Yes**.

→ Click **OK** to message describing successful uninstall of **SysTools BKF Recovery**.



Let's take a quick hangout of software before getting started with recovering, extracting & saving BKF files. This will tell you how to leverage software UI for taking the most out from software. As we get down to discuss software features the respective UI will be covered if not mentioned in this document.



More to Come

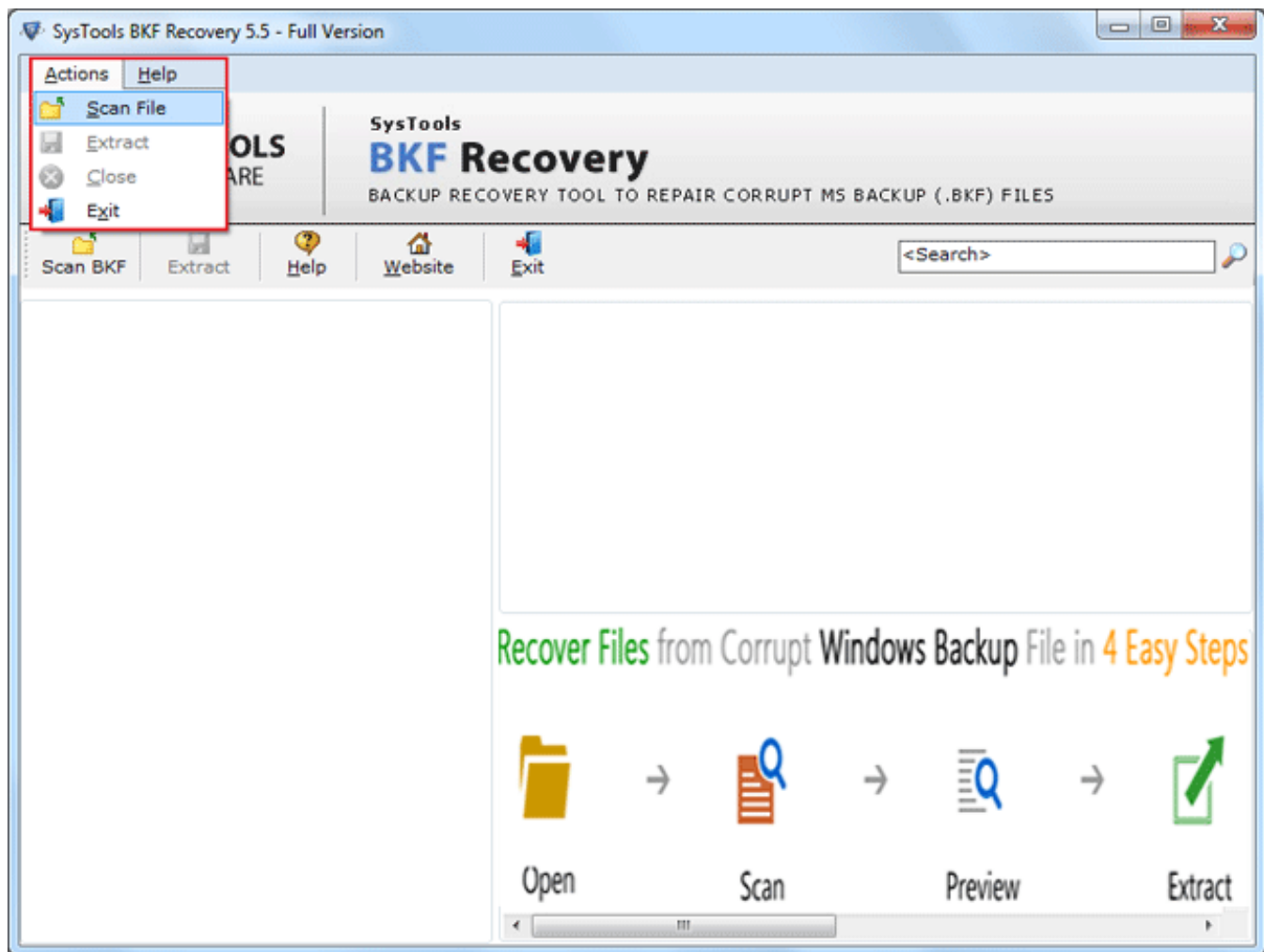
- Software Menu Options
- Software Navigation Options



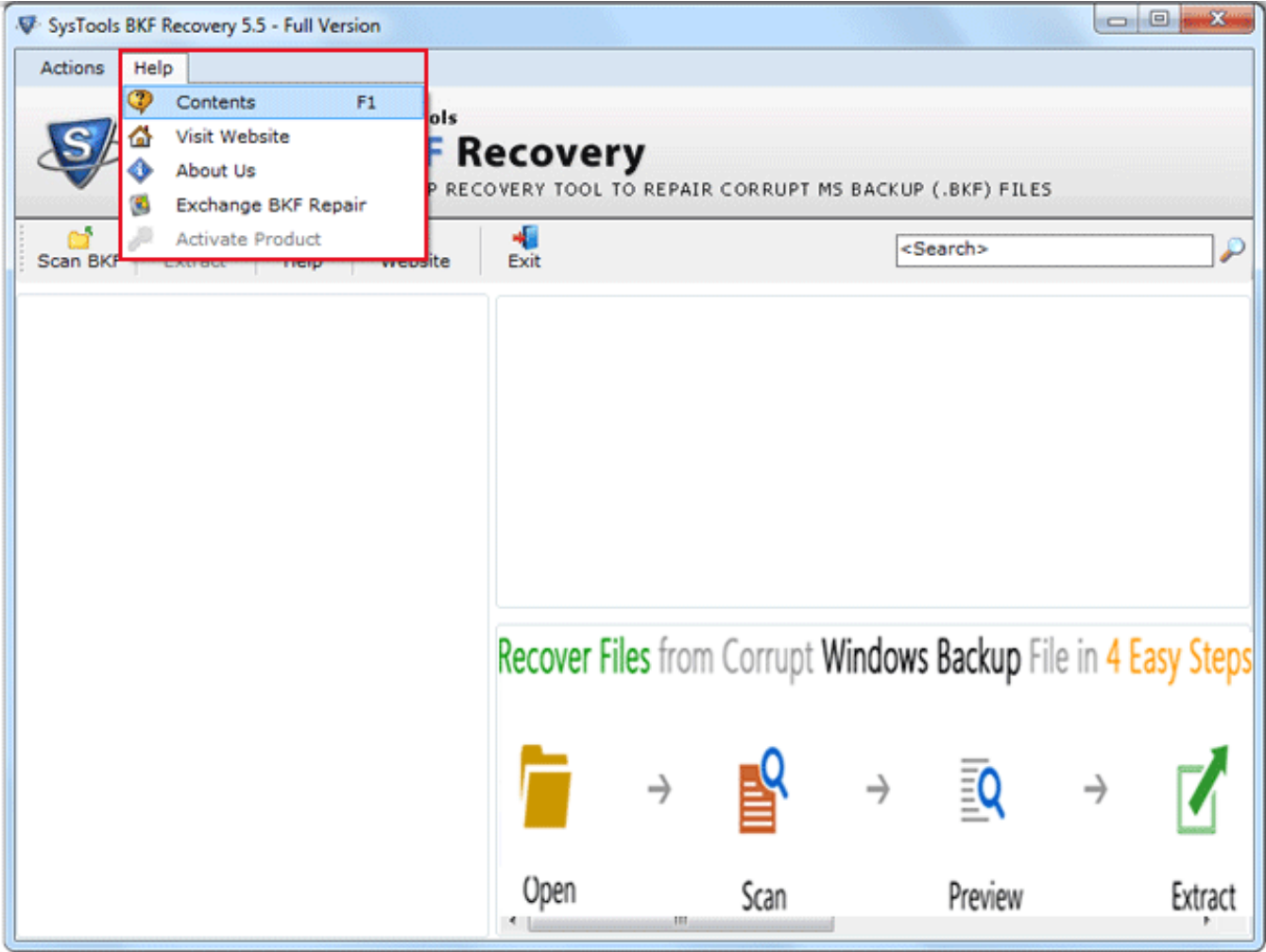
The first menu bar from top consist Software menu options. Know more of **SysTools BKF Recovery** and how find options work availing these menu options. The items to discuss here are:

- **Action**
- **Help**

→ Clicking **Action** will show **Scan File** (To add BKF file), **Extract** (Scan & Extract BKF file), **Close** (To Close the currently opened BKF file) and **Exit** (To exit from the application).

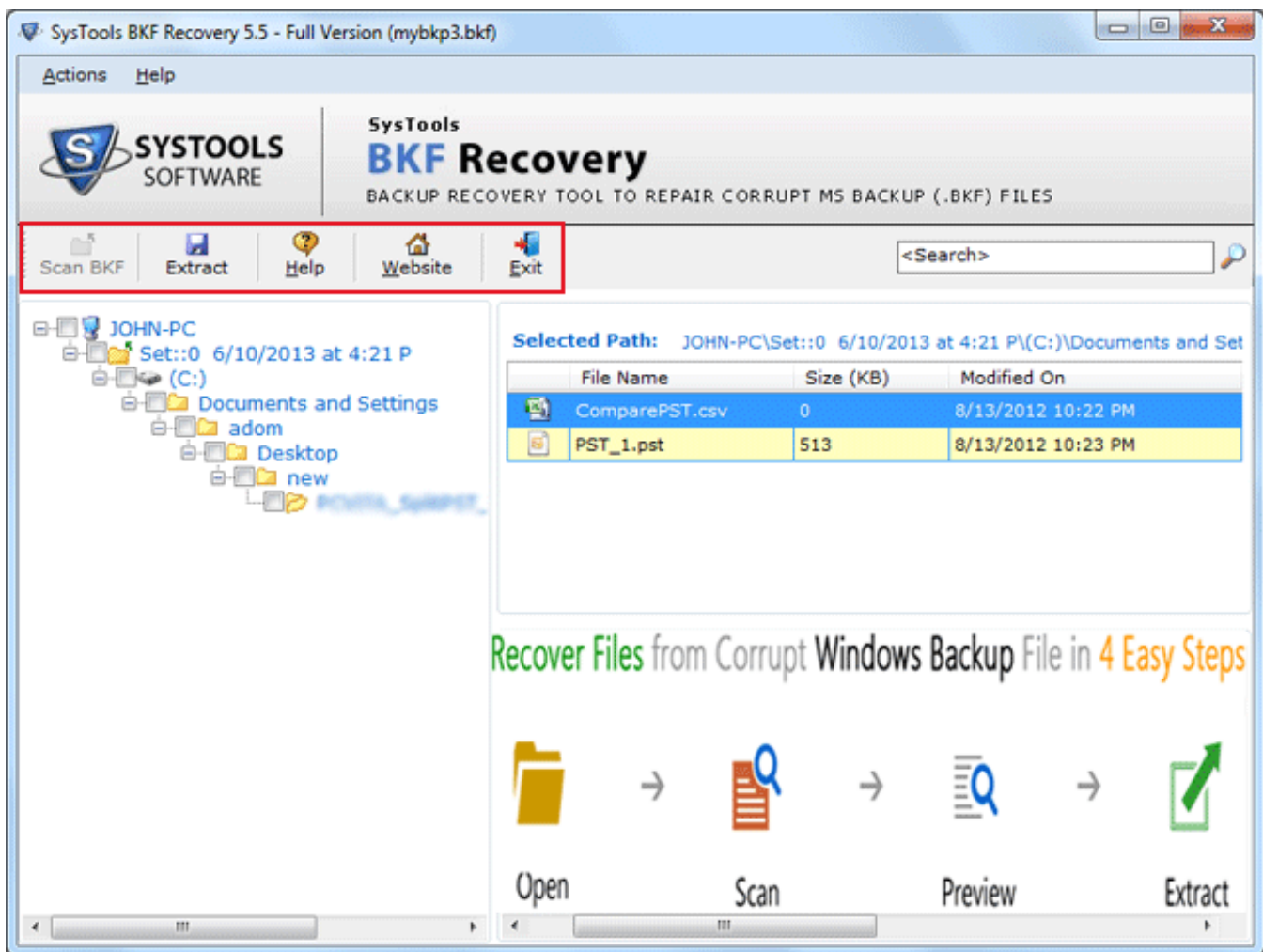


→ **Help** provides you access to other Software resources like Content (Help Manual), Visit Website, **About Us** (include contacts and links to our websites), **Exchange BKF Repair** (Details of Tool related to Exchange BKF recovery) and **Activate Product** (To activate the demo version in Licensed edition).



Next come Software **Navigation Options**. Second set of options are present just below Software banner. Here you will get quick start button for:

- Scan BKF
- Extract
- Help
- Website
- Exit



Scan BKF

By Clicking on **Scan BKF** Option you can browse the location of BKF Files.

Extract

By Clicking on **Extract** Option you will get the saving option for recovered backup files.

Help

By Clicking on **Help** Option the Help manual of software opens.

Website

By clicking on **Website** Option user can view the corresponding site of the BKF recovery software.

Exit


Exit will take you out from software.



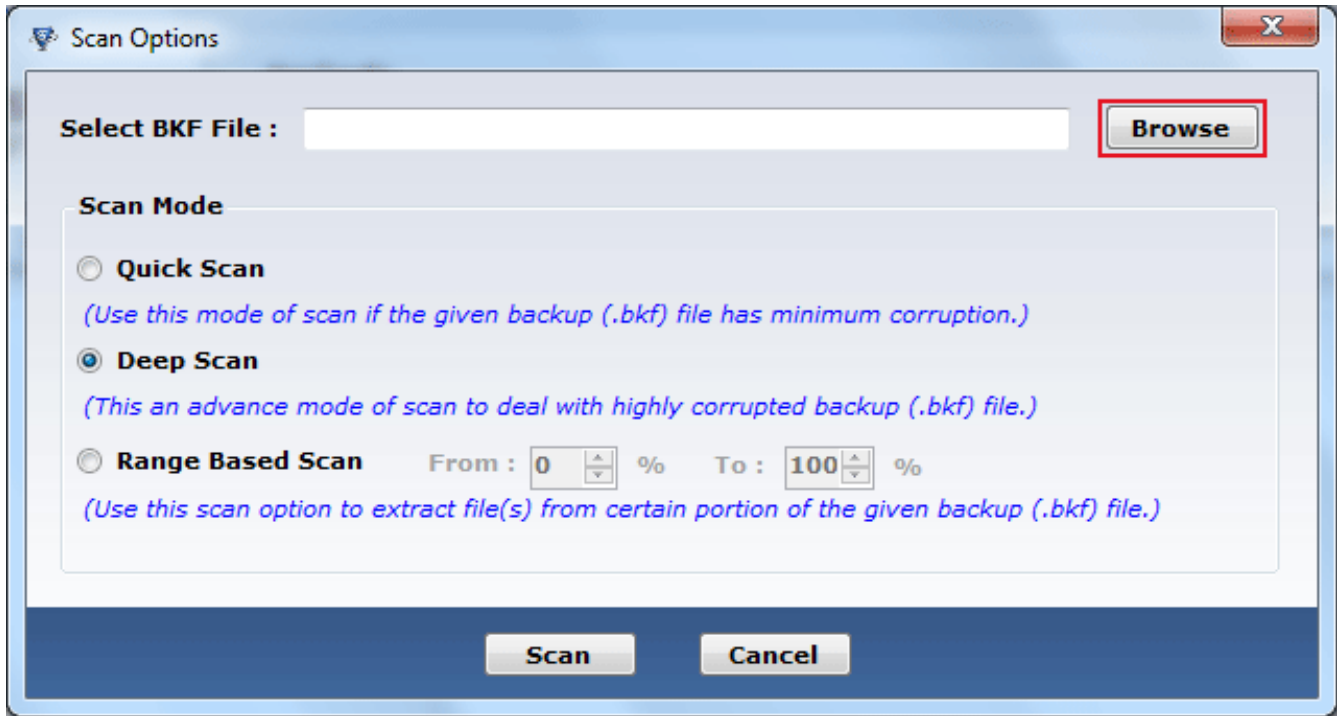
SysTools BKF Recovery give the option to recover BKF (Backup file) and thus help user to access the location of BKF files in your machine in the situation when backup file contains unrecognized data and cannot be used.

Steps to Recover BKF file

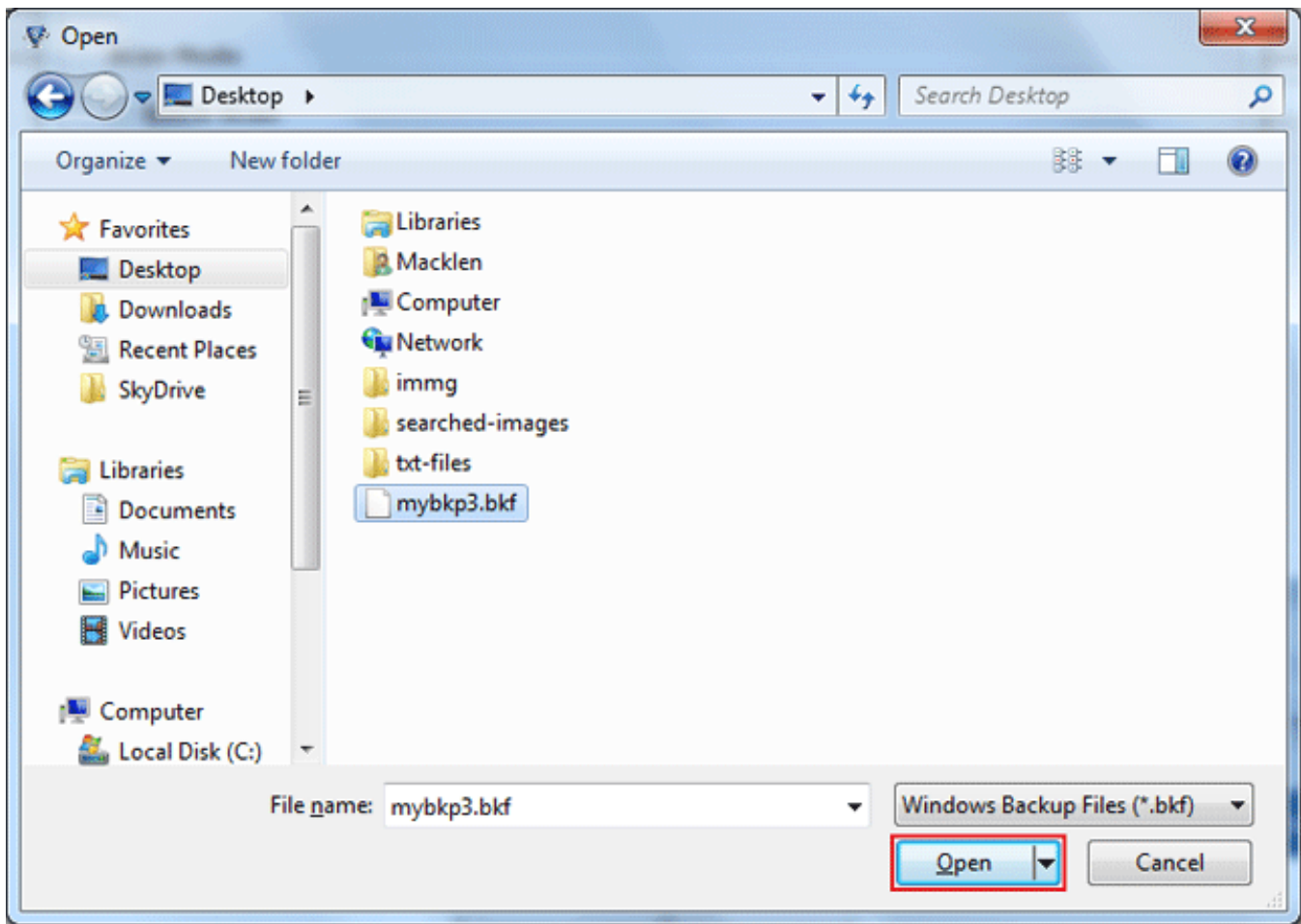
- Go to **Start » All Programs » SysTools BKF Recovery » SysTools BKF Recovery**.
- A Welcome Window will with **Scan File** option, access it either from direct navigation or from menu bar in order to open the BKF files:



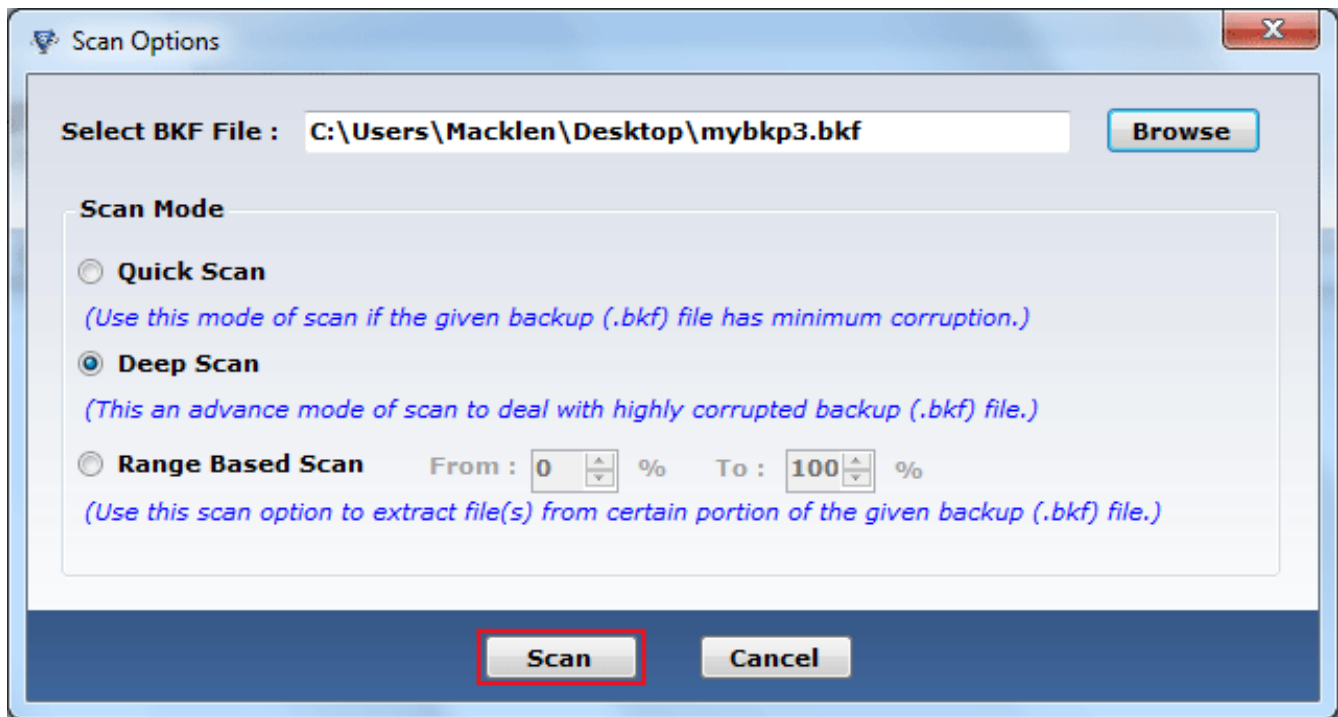
- Now, a screen pop-up in which you need to browse the BKF file, click the **Browse** button:



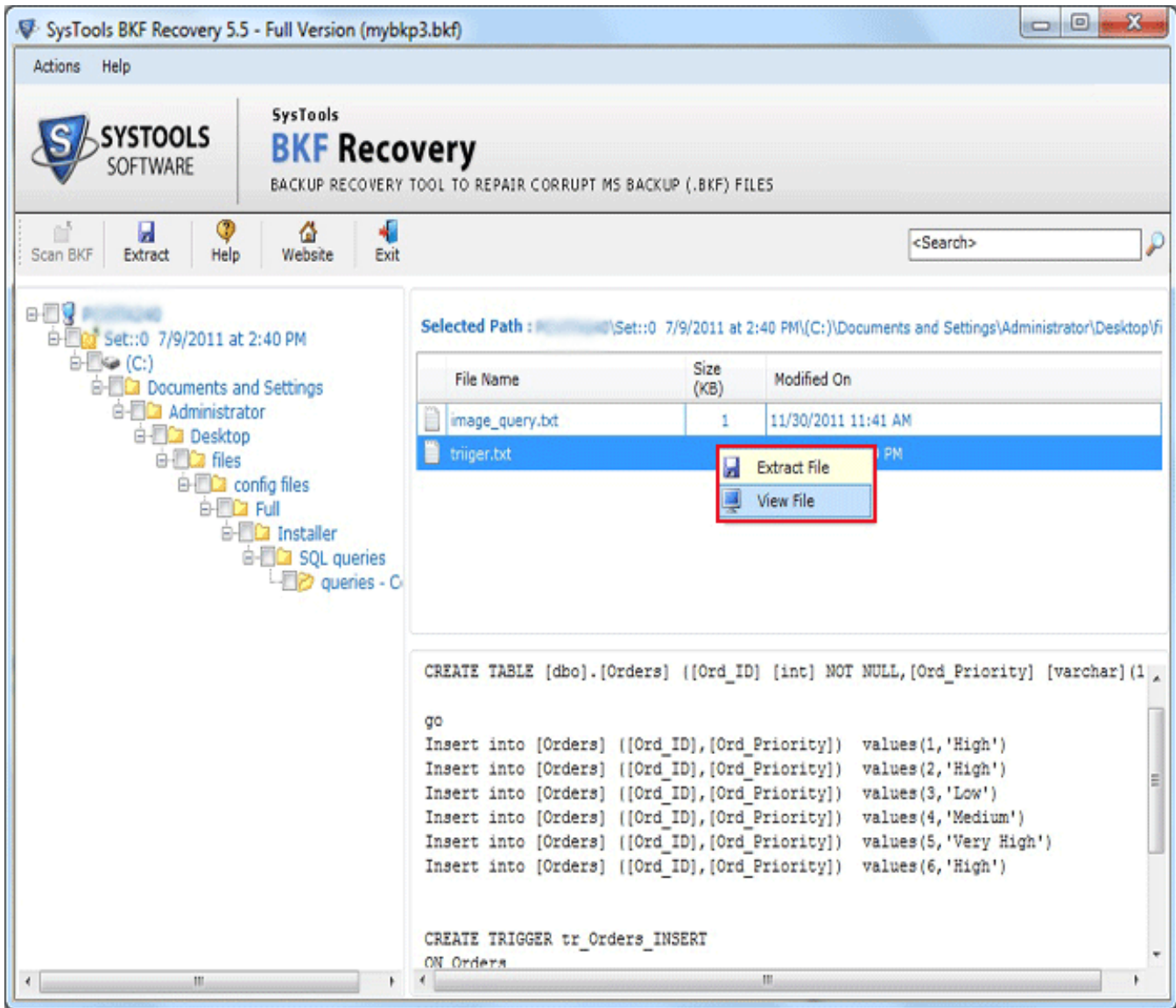
- Software will at first begin the **loading process of the selected BKF files**, which is much like screen shown below. Click the **Open** button:



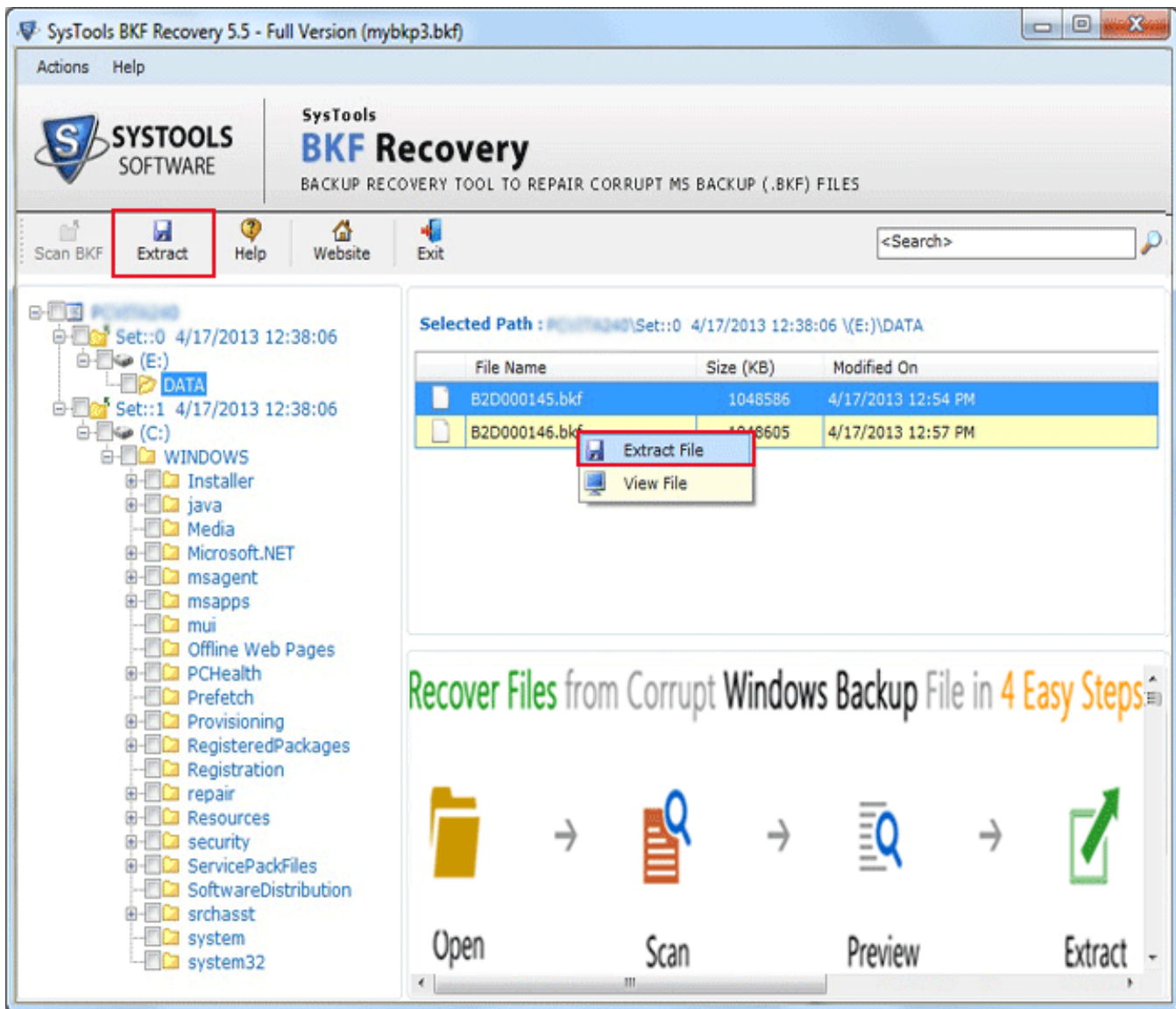
- Now select scan mode from the three scanning mode & click the **Scan** button:



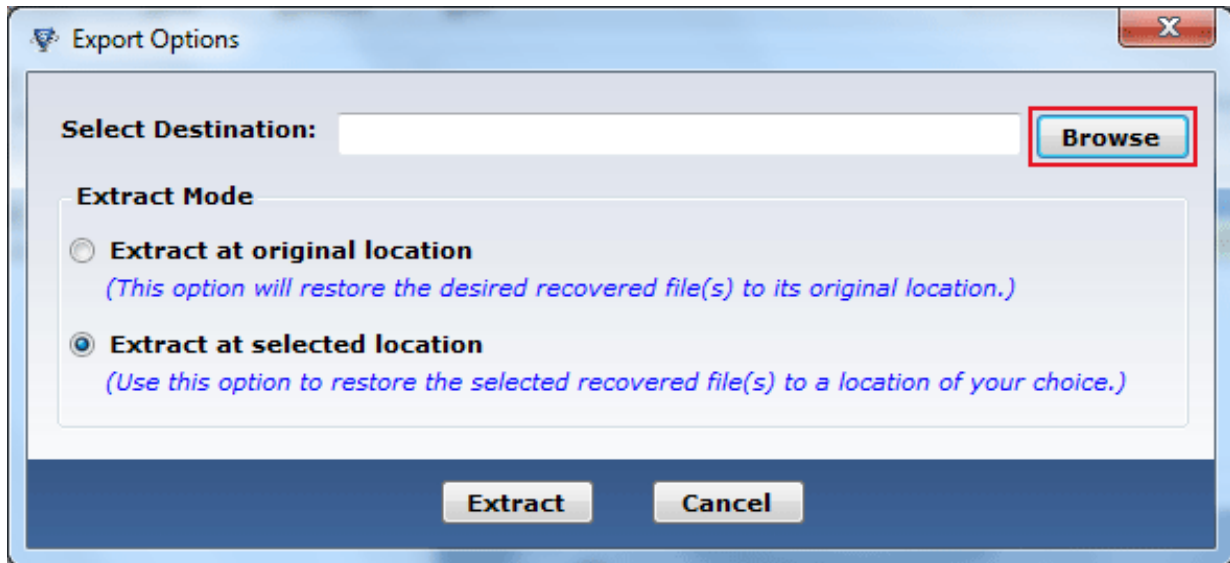
- Once the bkf file loading process ends up, **right-click any file**, & click the **View File** option to access data stored inside it. By applying this step, you will find below mentioned screen:



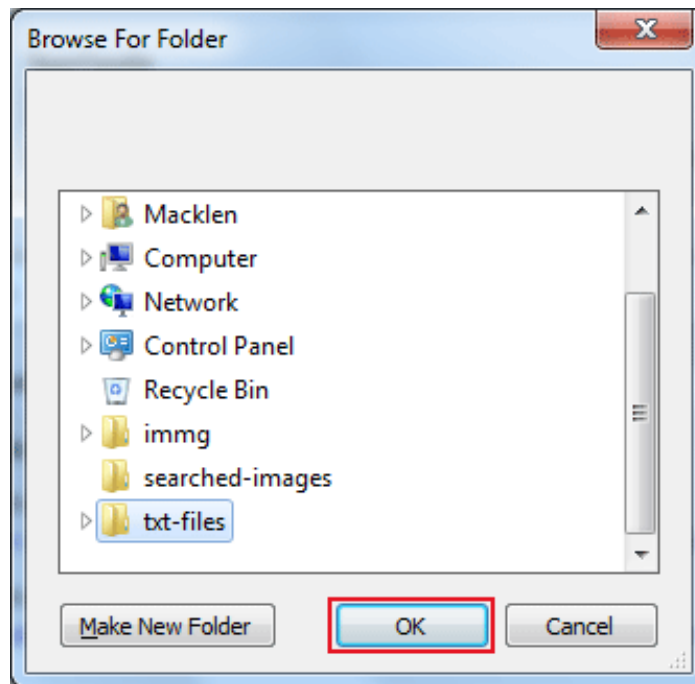
- Next step is to extract the BKF file. Either get the **Extract** button by clicking right on any file or by direct **Extract** navigation button. Save these extracted files as well as folders from damaged **BKF** files:



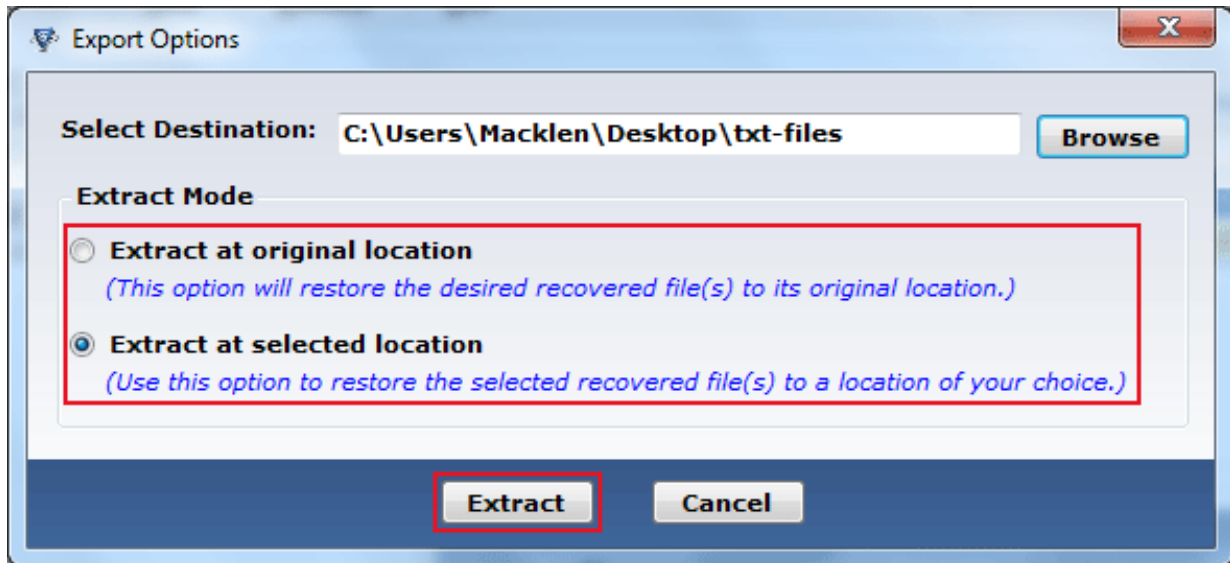
- Now browse the destination location by clicking **Browse** button:



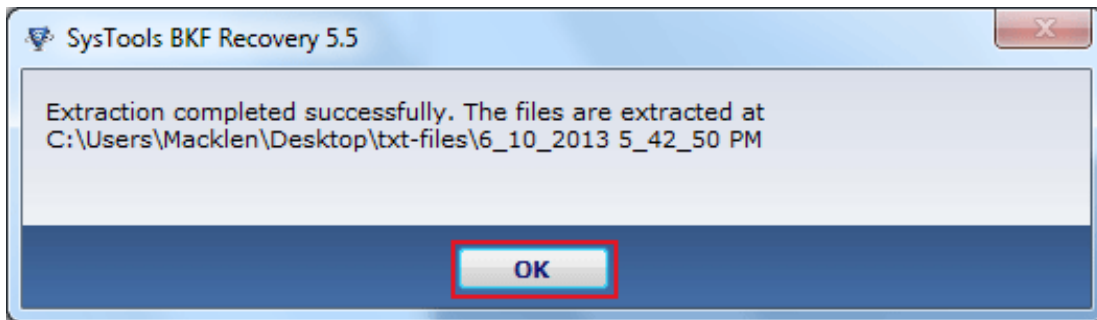
- Select destination location & click the **OK** button:



- Select the Extract Mode to restore the backup in original or desired alternative location. Click the **Extract** button:



- After the completion of extraction & saving backup file you will get the successful notification with exact path location. Click the **OK** button:



[Go to Top](#)



Frequently Asked Questions

- What is BKF file ?
- What is the location of BKF files ?

What is BKF file ?

Files that contain the .bkf file extension are most commonly associated with the Windows Backup Utility tool. This tool was included with the Windows NT and Windows XP Pro operating systems. The BKF files that are used by these operating systems contain a catalog of files that have been backed up with the utility. If the data on a user's computer becomes corrupt, overwritten or erased, the BKF file can then be used to restore the information on the user's system.

What makes difference between Windows 7 compatible BKF recovery & Windows 7 created backup file ?

The SysTools BKF recovery software is completely compatible with Windows7 i.e. the software easily run under Windows7 platform but the backup file created by Windows7 operating system is not recovered under BKF recovery software.



Software comes free in evaluations to procure its functionality first, further inducing you for its licensed purchase. All the same, avail **24x7** online chat assistance direct from the benches of technical supports team.

More to Come

- [Free Demo](#)
- [Purchase](#)
- [Support](#)



The **SysTools BKF Recovery** software repair, scans the BKF file to be repaired and recovers the damaged data from that file but it does not extract data from repaired BKF file as well saving of that file is also barred.

SysTools Official Site to download demo from: <http://www.systoolsgroup.com/bkf-repair.html>



Getting done with demo further induces you towards full software purchase. Merchandise your best bargain as software licenses are distributed in three many categories.

- Personal License
- Business License
- Enterprise License

SysTools Official Page where you begin your Purchase from: <http://www.systoolsgroup.com/bkf-repair/order-now.html>

Personal License:

Personal license is restricted towards single machine run for individual usage of software. User is not permitted to distribute or recreates the software copy without prior permission of SysTools abandoning which makes user liable for strict judicial actions.

Business License:

Business License of software permits user to deploy software copy over its enterprise however constraint to single geographical location of enterprise, say a branch. Any offshore export of software copy is illegal and such actions are liable for serious legal action against those who abandons it.

Enterprise License:

Enterprise License lax users from offshore constraints as applied in business license of software usage. Users can free deploy the software over all of their enterprise channels however still not free to redistribute it out from enterprise domain.



Avail Online Support on SysTools BKF Recovery

Throw any of your queries related to BKF Recovery direct to our software support team available **24x7** at your service. Get comprehensive online chat ancillaries upon software and other platform interoperability related issues free.

Chat Support: <http://messenger.providesupport.com/messenger/evan.html>

Visit online FAQs or switch to software help manual for primary assistance on software functioning before leveraging technical support.

Online Help: <http://www.systoolsfaqs.com>

Visit Our Website: <http://www.systoolsgroup.com>

SysTools Knowledgebase: <http://www.systoolskb.com/>

Email Support

For Sales: sales@systoolsgroup.com

For Support: support@systoolsgroup.com



SysTools BKF Recovery Software, accompanied user manual and documentation are copyright of CoreDataTree Technology Private Limited, with all rights reserved. under the copyright laws, this user manual cannot be reproduced in any form without the prior written permission of CoreDataTree Technology Private Limited. No Patent Liability is assumed, however, with respect to the use of the information contained here in.

© **SysTools Software. All rights reserved.**



SysTools BKF Recovery™ is a copyright work of SysTools Software.



NOTICE TO USERS:

This End User License Agreement (the "Agreement") is a legally binding agreement between you (either an individual or an entity, the "User"), and CoreDataTree Technology Private Limited regarding the SysTools product (the "Software" or the "Program"), and all successor upgrades, revisions, patches, fixes, modifications, copies, additions or maintenance releases of the Software, if any, licensed to you by SysTools (collectively, the "Updates"), and related user documentation and explanatory materials or files provided in written, "online" or electronic form (the "Documentation" and together with the Software and Updates, the "PRODUCT" or the "Distribution Package").

CAREFULLY READ THE FOLLOWING LEGAL AGREEMENT. USE OF THE PRODUCT PROVIDED WITH THIS AGREEMENT CONSTITUTES YOUR ACCEPTANCE OF THESE TERMS. IF YOU DO NOT AGREE TO THE TERMS OF THIS AGREEMENT, DO NOT INSTALL AND/OR USE THE PRODUCT. YOUR USE OF THE PRODUCT IS CONDITIONED UPON COMPLIANCE WITH THE TERMS OF THIS AGREEMENT.

Accepting the Terms

In order to use the SYSTOOLS SOFTWARE PRODUCT (referred as Software or Product below), you must first agree to the Terms. You may not use the PRODUCT if you do not accept the Terms. You can accept the Terms by:

- Clicking to accept or agree to the Terms, where this option is made available to you by CoreDataTree Technology Private Limited in the user interface for any PRODUCT; or
- By actually using the PRODUCT. In this case, you understand and agree that CoreDataTree Technology Private Limited will treat your use of the PRODUCT as acceptance of the Terms from that point onwards.

Intellectual property rights

The PRODUCT is owned and copyrighted by CoreDataTree Technology Private Limited.

The PRODUCT and any documentation included in the distribution package are protected by national copyright laws and international treaties. Any unauthorized use of the PRODUCT shall result in immediate and automatic termination of this license and may result in criminal and/or civil prosecution.

Your possession, installation or use of the PRODUCT does not transfer to you any title to the

intellectual property in the PRODUCT, and you will not acquire any rights in the PRODUCT except as expressly set forth in this Agreement.

Unless you have agreed otherwise in writing with SYSTOOLS SOFTWARE, nothing in the Terms gives you a right to use any of SYSTOOLS SOFTWARE trade names, trade marks, product marks, logos, domain names, and other distinctive brand features.

You agree that you shall not remove, obscure, or alter any proprietary rights notices (including copyright and trade mark notices) which may be affixed to or contained within the PRODUCT.

Scope of the License

SYSTOOLS SOFTWARE gives you a personal, worldwide, royalty-free, non-assignable and non-exclusive license to use the software provided to you by CoreDataTree Technology Private Limited as part of the Software as provided to you by SYSTOOLS SOFTWARE. This license is for the sole purpose of enabling you to use and enjoy the benefit of the software as provided by CoreDataTree Technology Private Limited, in the manner permitted by the Terms.

With the personal license, you can use the PRODUCT as set forth in the Agreement for non-commercial purposes in non-business, non-commercial environment.

To use the PRODUCT in a corporate, government or business environment, you should purchase a business license.

If you acquired the Site\Enterprise license, you may use the PRODUCT on unlimited number of computers within one office in one geographic location.

The registered Software may not be rented or leased, but may be permanently transferred together with the accompanying documentation, if the person receiving it agrees to terms of this license. If the software is an update, the transfer must include the update and all previous versions.

You may not create any copy of the PRODUCT. You can make one (1) copy the PRODUCT for backup and archival purposes, provided, however, that the original and each copy is kept in your possession or control, and that your use of the PRODUCT does not exceed that which is allowed in this Agreement. If you permanently transfer the PRODUCT you shall delete all its copies that are in your possession and send SysTools a notice thereof.

The Software unregistered (trial/demo) version may be freely distributed provided that the distribution package is not modified. No person or company may charge a fee for the distribution of the PRODUCT without written permission from the copyright holder.

You agree not modify, decompile, disassemble, otherwise reverse engineer the licensed Program, unless such activity is expressly permitted by applicable law.

Registration Code/Full Version Link

Registration code - a unique identification file provided to you by SysTools confirming the purchase of the license from CoreDataTree Technology Private Limited, which may carry the information about the license and enable the full functionality of the Program in accordance with the Agreement.

The Registration Code provided to you by CoreDataTree Technology Private Limited constitutes confidential proprietary information of CoreDataTree Technology Private Limited. For purposes hereof, you agree not to transfer, copy, disclose, provide or otherwise make available such confidential information in any form to any third party without the prior written consent of CoreDataTree Technology Private Limited. You agree to implement reasonable security measures to protect such confidential information provided to you by CoreDataTree Technology Private Limited.

In case where the registration code is not provided and link to full version is provided. The link to full version provided to you by CoreDataTree Technology Private Limited constitutes confidential proprietary information of CoreDataTree Technology Private Limited. For purposes hereof, you agree not to transfer, copy, disclose, provide or otherwise make available such confidential information in any form to any third party without the prior written consent of CoreDataTree Technology Private Limited. You agree to implement reasonable security measures to protect such confidential information provided to you by CoreDataTree Technology Private Limited.

Limited Warranties

CoreDataTree Technology Private Limited DOES NOT WARRANT THAT THE SOFTWARE IS FIT FOR ANY PARTICULAR PURPOSE. CoreDataTree Technology Private Limited DISCLAIMS ALL OTHER WARRANTIES WITH RESPECT TO THE SOFTWARE, EITHER EXPRESS OR IMPLIED. SOME JURISDICTIONS DO NOT ALLOW THE EXCLUSION OF IMPLIED WARRANTIES OR LIMITATIONS ON HOW LONG AN IMPLIED WARRANTY MAY LAST, SO THE ABOVE LIMITATIONS OR EXCLUSIONS MAY NOT APPLY TO YOU.

Legality statement (applicable to password recovery programs only)

The program that is licensed to you is absolutely legal and you can use it provided that you are the legal owner of all files or data you are going to recover through the use of our software or have permission from the legitimate owner to perform these acts. Any illegal use of our software will be solely your responsibility. Accordingly, you affirm that you have the legal right to access all data, information and files that have been hidden.

You further attest that the recovered data, passwords and/or files will not be used for any illegal purpose. Be aware password recovery and the subsequent data decryption of unauthorized or otherwise illegally obtained files may constitute theft or another wrongful action and may result in your civil and (or) criminal prosecution.

Final provisions

All rights not expressly granted here are reserved by CoreDataTree Technology Private Limited.



The software available for downloading through Internet sites and published by SysTools (the "Software") is provided pursuant to this license agreement. SysTools Software encourages you to know the possible risks involved in the download and use of the Software from the internet. You are solely responsible for protecting yourself, your data, your systems and your hardware used in connection with this software. SysTools shall not be liable for any damages suffered from the use of the Software.

BY USING THIS SOFTWARE, YOU EXPRESSLY AGREE THAT ALL RISKS ASSOCIATED WITH THE PERFORMANCE AND QUALITY OF THE SOFTWARE IS ASSUMED SOLELY BY YOU. SYSTOOLS SHALL NOT BE LIABLE FOR ANY DIRECT, INDIRECT, INCIDENTAL, SPECIAL OR CONSEQUENTIAL DAMAGES ARISING OUT OF THE USE OF OR INABILITY TO USE THE SOFTWARE, EVEN IF SYSTOOLS HAS BEEN ADVISED OF THE POSSIBILITY OF SUCH DAMAGES. THE SOFTWARE IS MADE AVAILABLE BY SYSTOOLS "AS IS" AND "WITH ALL FAULTS". SYSTOOLS DOES NOT MAKE ANY REPRESENTATIONS OR WARRANTIES OF ANY KIND, EITHER EXPRESS OR IMPLIED, CONCERNING THE QUALITY, SAFETY OR SUITABILITY OF THE SOFTWARE, INCLUDING WITHOUT LIMITATION ANY IMPLIED WARRANTIES OF MERCHANTABILITY, FITNESS FOR A PARTICULAR PURPOSE, OR NON-INFRINGEMENT. FURTHER, SYSTOOLS MAKES NO REPRESENTATIONS OR WARRANTIES AS TO THE TRUTH, ACCURACY OR COMPLETENESS OF ANY INFORMATION, STATEMENTS OR MATERIALS CONCERNING THE SOFTWARE THAT IS CONTAINED IN SYSTOOLS SOFTWARE DOWNLOAD SITE. IN NO EVENT WILL SYSTOOLS BE LIABLE FOR ANY INDIRECT, PUNITIVE, SPECIAL, INCIDENTAL OR CONSEQUENTIAL DAMAGES HOWEVER THEY MAY ARISE AND EVEN IF SYSTOOLS HAS BEEN PREVIOUSLY ADVISED OF THE POSSIBILITY OF SUCH DAMAGES.

